



Next Step

2018 Year 12 Completers survey

Catholic Diocese of Toowoomba



Queensland
Government

Authors

The *Next Step* team, Department of Education

Acknowledgments

The *Next Step* team gratefully acknowledges the assistance of the members of the *Next Step* survey Reference Group and the organisations they represent:

Association of Heads of Independent Schools of Australia (Queensland branch)

Catholic Secondary Principals Association of Queensland

Independent Schools Queensland

Queensland Catholic Education Commission

Queensland Curriculum and Assessment Authority

Queensland Government Statistician's Office

Queensland Secondary Principals' Association

Queensland University of Technology

State Schools Division, Department of Education

Training and Skills Division, Department of Employment, Small Business and Training

The *Next Step* team extends sincere thanks to the many thousands of Queensland Year 12 completers who gave up their time to participate in the survey.

This research is funded by the Queensland Government.



This work is licensed under an
Australian Creative Commons Attribution licence
<http://creativecommons.org/licenses/by/3.0/au/>

© State of Queensland (2018)

List of Tables

Table 1:	Survey response rate, Catholic Diocese of Toowoomba 2018.....	4
Table 2:	Main destination of Year 12 completers, by sex, Catholic Diocese of Toowoomba 2018	6
Table 3:	Post-school institution of Year 12 completers in education or training, Catholic Diocese of Toowoomba 2018	8
Table 4:	Field of study of Year 12 completers in education or training, by sex, Catholic Diocese of Toowoomba 2018	9
Table 5:	Occupational Sub-Major group of Year 12 completers in employment, by sex, Catholic Diocese of Toowoomba 2018.....	10
Table 6:	Industry category of Year 12 completers in employment, by sex, Catholic Diocese of Toowoomba 2018	11
Table 7:	Main destination of Year 12 completers who obtained a VET qualification, Catholic Diocese of Toowoomba 2018.....	12
Table 8:	Main destination of Year 12 completers who participated in a SAT, Catholic Diocese of Toowoomba 2018	12
Table 9:	Main destination of Indigenous Year 12 completers, Catholic Diocese of Toowoomba 2018	13
Table 10:	Main reason of Year 12 completers for not studying, by sex, Catholic Diocese of Toowoomba 2018	14
Table 11:	Main reason for not looking for work of Year 12 completers not in the labour force, education or training, by sex, Catholic Diocese of Toowoomba 2018	15
Table 12:	Main destination of Year 12 completers by, socioeconomic status, Catholic Diocese of Toowoomba 2018	16
Table A1:	Catholic Diocese of Toowoomba schools with Year 12 completers included in this report.....	17
Table A2:	Main destination Categorisation	18
Table A3:	Fields of study.....	19
Table A4:	Industry categories.....	20
Table A5:	Acronyms and Abbreviations.....	21

List of Figures

Figure 1:	Main destination of Year 12 completers, Catholic Diocese of Toowoomba 2018	5
Figure 2:	Main destination of Year 12 completers, by sex, Catholic Diocese of Toowoomba 2018	6
Figure 3:	Main destination of Year 12 completers, Catholic Diocese of Toowoomba and Queensland 2018.....	7
Figure 4:	Main destination of Year 12 completers, Catholic Diocese of Toowoomba 2014–2018.....	7
Figure 5:	Main reason of Year 12 completers for not studying, Catholic Diocese of Toowoomba and Queensland 2018.....	15

Purpose

The purpose of this report is to provide information on the destinations of students from Catholic Diocese of Toowoomba who completed Year 12 in 2017. This is one indicator of the outcomes of schooling.

This information can be used to:

- Review senior schooling programs and services, e.g. subject offerings, career advice, links with employers and/or tertiary institutions
- Contribute to reporting and planning processes.

Source of information

This report is based on the results of the annual *Year 12 Completers* survey for Catholic Diocese of Toowoomba. The *Year 12 Completers* survey, undertaken by the Queensland Government, targets all students who completed Year 12 and gained a Senior Statement in 2017, whether they attended a state, Catholic or independent school, or a TAFE secondary college. The Queensland Government Statistician's Office conducted the survey between March and June 2018, approximately six months after the young people left school. Responses were collected via computer-assisted telephone interviewing and an online survey.

The survey results were compiled and reported on by the *Next Step* team, Department of Education.

Care should be taken in publicly using figures of less than three responses or percentages based on less than three responses.

Privacy statement

To protect the privacy of individuals participating in the survey, this report contains summarised information only.

Further information and feedback

Statewide and regional reports from the *Year 12 Completers* survey are available on the *Next Step* website at www.qed.qld.gov.au/nextstep

Please contact the *Next Step* project team if you would like to provide feedback on the *Year 12 Completers* survey, reports or request additional data.

Next Step project team contact details:

Phone: (07) 3513 6868

Email: nextstep@qed.qld.gov.au

Summary of findings

In 2018, 60.5% of young people who completed Year 12 at Catholic Diocese of Toowoomba in 2017 continued in some recognised form of education and training in the year after they left school.

The most common study destination was Bachelor Degree (41.2%). The combined VET study destinations accounted for 19.3% of respondents, including 5.9% in campus-based VET programs, with 3.7% of Year 12 completers entering programs at Certificate IV level or higher.

13.4% commenced employment-based training, either as an apprentice (8.9%) or trainee (4.5%).

In addition to the above study destinations, a further 14.1% of respondents from this school deferred a tertiary offer in 2018 (deferrers are included in their current destination).

39.5% did not enter post-school education or training, and were either employed (33.8%), seeking work (4.5%) or not in the labour force, education or training (1.3%).

There are a range of differences between and within school, regional and statewide destinations. Care should be taken when interpreting comparative data as the findings may relate to groups of different sizes.

Response rate for Catholic Diocese of Toowoomba

Table 1: Survey response rate, Catholic Diocese of Toowoomba 2018

Number of respondents	Number of students who completed Year 12	Response rate (%)
539	795	67.8

Table 1 reports the response rate for Catholic Diocese of Toowoomba. It expresses the number of respondents from this group of schools, as a percentage of all Year 12 completers who attended Catholic Diocese of Toowoomba in 2017.

It has not been possible to ascertain how representative these responses are of all Year 12 completers from this group of schools.

Please note that some survey participants did not provide information for particular survey questions. As a result, the number of responses shown in Table 3 onwards may not reflect the totals reported for the main destinations appearing in Table 2.

Main destination

The pathways of Year 12 completers were categorised into 10 main destinations. Year 12 completers who were both studying and working were reported as studying for their main destination. Please refer to Appendix 2 for more details about each main destination.

Figure 1: Main destination of Year 12 completers, Catholic Diocese of Toowoomba 2018

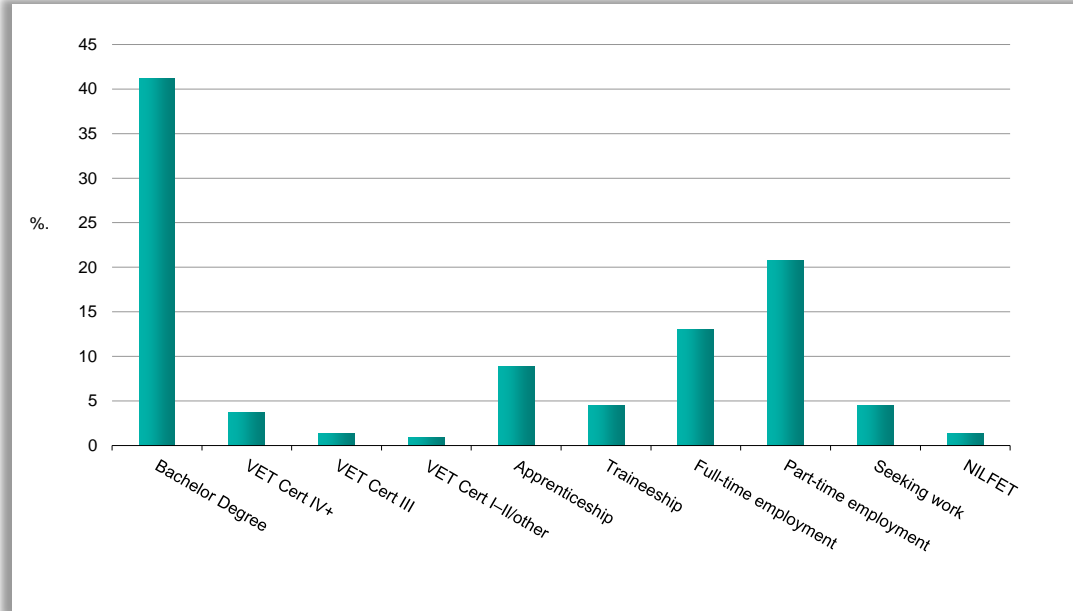


Figure 1 illustrates the main destination of Year 12 completers from this group of schools.

Figure 2: Main destination of Year 12 completers, by sex, Catholic Diocese of Toowoomba 2018

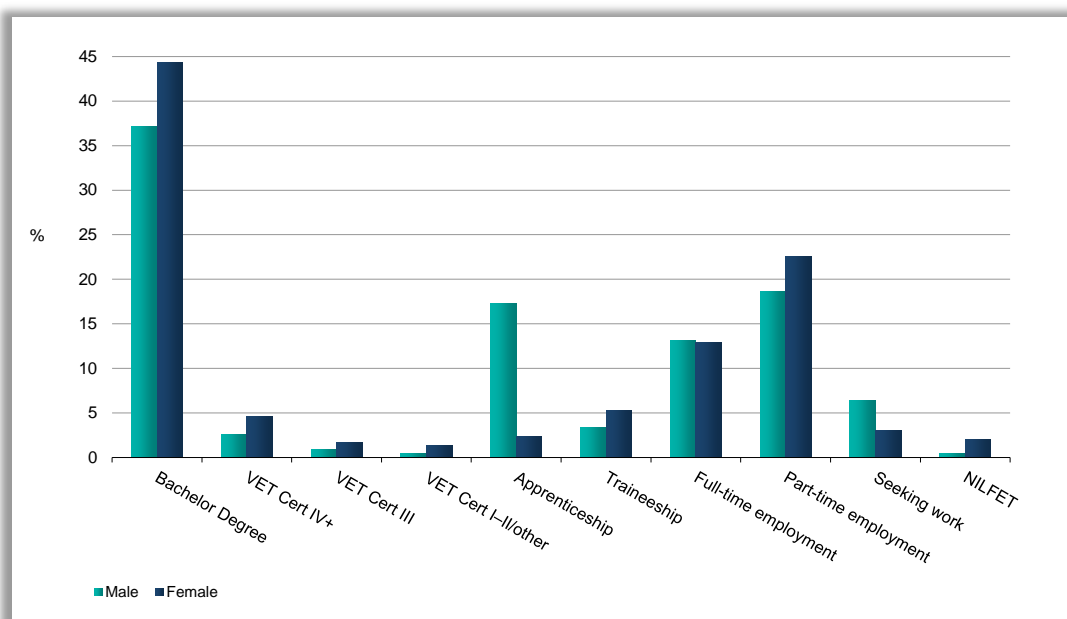


Figure 2 illustrates the main destination of male and female Year 12 completers from this group of schools.

Table 2: Main destination of Year 12 completers, by sex, Catholic Diocese of Toowoomba 2018

Main destination	SEX				Total	
	Male		Female			
	no.	%	no.	%	no.	%
Bachelor Degree	88	37.1	134	44.4	222	41.2
VET						
VET Cert IV+	6	2.5	14	4.6	20	3.7
VET Cert III	2	0.8	5	1.7	7	1.3
VET Cert I-II/other	1	0.4	4	1.3	5	0.9
Apprenticeship	41	17.3	7	2.3	48	8.9
Traineeship	8	3.4	16	5.3	24	4.5
VET Total	58	24.5	46	15.2	104	19.3
Work						
Full-time employment	31	13.1	39	12.9	70	13.0
Part-time employment	44	18.6	68	22.5	112	20.8
Work Total	75	31.6	107	35.4	182	33.8
Seeking work	15	6.3	9	3.0	24	4.5
NILFET	1	0.4	6	2.0	7	1.3
Total	237	100.0	302	100.0	539	100.0

Table 2 reports the main destination of Year 12 completers from this group of schools.

Figure 3: Main destination of Year 12 completers, Catholic Diocese of Toowoomba and Queensland 2018

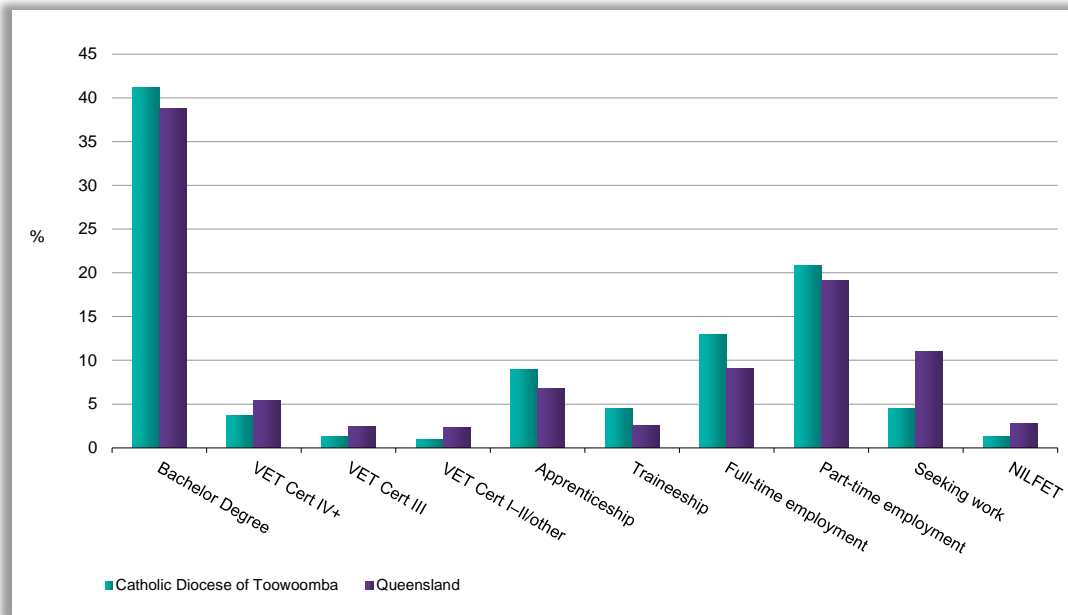


Figure 3 compares the main destination of Year 12 completers in Catholic Diocese of Toowoomba and all schools statewide. Differences may reflect diversity in the types of students attending different schools, regional variation in labour markets and access to university and VET providers.

Figure 4: Main destination of Year 12 completers, Catholic Diocese of Toowoomba 2014–2018

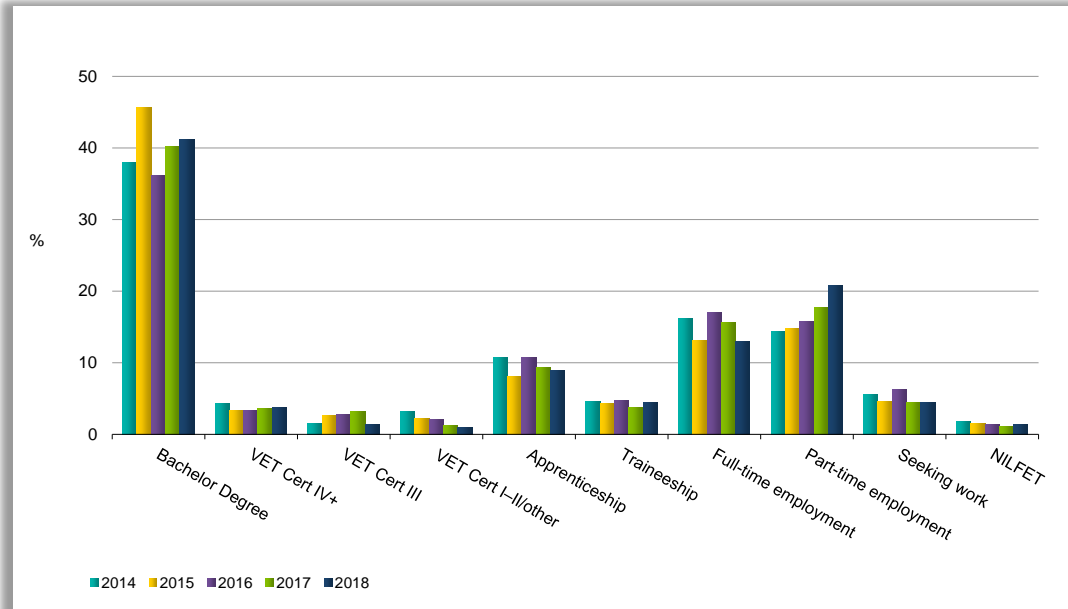


Figure 4 compares the main destination Year 12 completers from this group of schools against previous years.

Education and Training

Table 3: Post-school institution of Year 12 completers in education or training, Catholic Diocese of Toowoomba 2018

<i>Institution</i>	<i>no.</i>
University of Southern Queensland	103
The University of Queensland	38
TAFE Queensland South West	30
Griffith University	28
Queensland University of Technology	26
Interstate university	12
Other private training college	8
Australian Catholic University	7
Busy at Work	6
Dance/performing arts (e.g. Harvest Rain Theatre Company)	5
University of the Sunshine Coast	5
Other/unspecified Queensland TAFE	5
Aurora Training Institute	4
Interstate TAFE	3
TAFE Queensland North	3
TAFE Queensland SkillsTech	3
Other/unspecified Queensland university	3
Central Queensland University	2
MRAEL	2
TAFE Queensland Brisbane	2
All Trades Queensland	2
Blue Dog Training	2
Bond University	2
Axial	1
Axiom College	1
Armed Forces	1
Fast-food restaurant (e.g. McDonalds)	1
Fitness training (e.g. Australian Institute of Fitness)	1
Hair and makeup training (e.g. National Academy of Beauty)	1
MEGT	1
Queensland Agricultural Training Colleges	1
SAE (Qantm College)	1
Southern Cross University	1
TAFE Queensland East Coast	1
James Cook University	1
Other	13
Total	326

Table 3 reports the names of the institutions entered by Year 12 completers from this group of schools.

Table 4: Field of study of Year 12 completers in education or training, by sex, Catholic Diocese of Toowoomba 2018

<i>Field of study^a</i>	SEX		
	<i>Male</i>	<i>Female</i>	<i>Total</i>
	no.	no.	no.
Health	10	49	59
Multiple fields of study	22	26	48
Engineering and Related Technologies	42	4	46
Society and Culture	12	25	37
Management and Commerce	10	18	28
Natural and Physical Sciences	9	16	25
Creative Arts	7	14	21
Education	6	15	21
Architecture and Building	12	1	13
Food, Hospitality and Personal Services	0	6	6
Information Technology	5	1	6
Agriculture, Environmental and Related Studies	3	0	3
Mixed Field Programs	0	2	2
Other	8	3	11
Total	146	180	326

^a Field of study based on the *Australian Standard Classification of Education* (ABS cat. no.1272.0). See Appendix 3 for more details.

Table 4 reports the field of study for Year 12 completers from this group of schools who entered a study destination.

Employment

Table 5: Occupational Sub-Major group of Year 12 completers in employment, by sex, Catholic Diocese of Toowoomba 2018

Occupation – Sub-Major group ^a	SEX		
	Male	Female	Total
	no.	no.	no.
Sales Assistants and Salespersons	37	52	89
Sales Support Workers	9	42	51
Hospitality Workers	6	33	39
Carers and Aides	8	13	21
Farm, Forestry and Garden Workers	4	12	16
Automotive and Engineering Trades Workers	15	0	15
Construction Trades Workers	14	0	14
Other Technicians and Trades Workers	6	8	14
Food Preparation Assistants	6	7	13
Construction and Mining Labourers	9	3	12
Sports and Personal Service Workers	7	5	12
Electrotechnology and Telecommunications Trades Workers	10	0	10
Food Trades Workers	9	1	10
Clerical and Office Support Workers	0	8	8
Inquiry Clerks and Receptionists	0	8	8
Education Professionals	0	7	7
Hospitality, Retail and Service Managers	1	6	7
Other Labourers	5	2	7
Road and Rail Drivers	6	1	7
Protective Service Workers	3	3	6
Storepersons	6	0	6
General Clerical Workers	1	4	5
Skilled Animal and Horticultural Workers	4	1	5
Factory Process Workers	1	3	4
Business, Human Resource and Marketing Professionals	0	3	3
Engineering, ICT and Science Technicians	3	0	3
Cleaners and Laundry Workers	0	1	1
Design, Engineering, Science and Transport Professionals	1	0	1
Health and Welfare Support Workers	0	1	1
Health Professionals	0	1	1
Mobile Plant Operators	0	1	1
Numerical Clerks	0	1	1
Other Clerical and Administrative Workers	1	0	1
Sales Representatives and Agents	0	1	1
Other	1	1	2
Total	173	229	402

^a Occupational groups based on the *Australian and New Zealand Standard Classification of Occupations* (ABS cat. no. 1220.0).

Table 5 reports the occupation of Year 12 completers from this group of schools who were in employment, including those who were also in study or training.

Table 6: Industry category of Year 12 completers in employment, by sex, Catholic Diocese of Toowoomba 2018

<i>Industry category^a</i>	SEX		
	<i>Male</i>	<i>Female</i>	<i>Total</i>
	no.	no.	no.
Accommodation and Food Services	37	75	112
Retail Trade	33	62	95
Construction	34	4	38
Education and Training	10	15	25
Agriculture, Forestry and Fishing	7	12	19
Health Care and Social Assistance	5	14	19
Other Services	9	8	17
Manufacturing	11	3	14
Professional, Scientific and Technical Services	8	6	14
Arts and Recreation Services	4	9	13
Transport, Postal and Warehousing	7	4	11
Public Administration and Safety	4	6	10
Administrative and Support Services	1	2	3
Electricity, Gas, Water and Waste Services	3	0	3
Financial and Insurance Services	0	3	3
Information Media and Telecommunications	0	3	3
Rental, Hiring and Real Estate Services	0	2	2
Mining	0	1	1
Total	173	229	402

^a Industry categories based on the *Australian and New Zealand Standard Industrial Classification* (ABS cat. no. 1292.0). See Appendix 4 for more details.

Table 6 reports the industry entered by Year 12 completers from this group of schools who were in employment, including those who were also in study or training.

Vocational Education and Training in schools

Table 7: Main destination of Year 12 completers who obtained a VET qualification, Catholic Diocese of Toowoomba 2018

<i>Main destination</i>	<i>no.</i>
Bachelor Degree	40
VET	
VET Cert IV+	7
VET Cert III	6
VET Cert I–II/other	1
Apprenticeship	28
Traineeship	13
<i>VET Total</i>	<i>55</i>
Work	
Full-time employment	34
Part-time employment	52
<i>Work Total</i>	<i>86</i>
Seeking work	10
NILFET	4
Total	195

Table 7 reports the main destination of Year 12 completers from this group of schools who obtained a Vocational Education and Training qualification while at school.

School-based apprenticeships and traineeships

Table 8: Main destination of Year 12 completers who participated in a SAT, Catholic Diocese of Toowoomba 2018

<i>Main destination</i>	<i>no.</i>
Bachelor Degree	27
VET Cert IV+	2
VET Cert III	2
Apprenticeship	26
Traineeship	8
Full-time employment	13
Part-time employment	22
Seeking work	3
NILFET	2
Total	105

Table 8 reports the main destination of Year 12 completers from this group of schools who participated in a school-based apprenticeship or traineeship.

Indigenous students

Table 9: Main destination of Indigenous Year 12 completers, Catholic Diocese of Toowoomba 2018

<i>Main destination</i>	<i>no.</i>
Bachelor Degree	4
VET Cert IV+	1
VET Cert III	2
Apprenticeship	1
Traineeship	2
Full-time employment	2
Part-time employment	4
Seeking work	3
Total	19

Table 9 reports the main destination of Indigenous Year 12 completers from this group of schools.

Not in Study

Table 10: Main reason of Year 12 completers for not studying, by sex, Catholic Diocese of Toowoomba 2018

<i>Main reason</i>	SEX		
	<i>Male</i>	<i>Female</i>	<i>Total</i>
	no.	no.	no.
Undecided and considering options	17	25	42
Wanted a break from study	11	25	36
Not interested in further study/already finished studying	13	13	26
Wanted to earn own money	6	15	21
Looking for work/apprenticeship/traineeship	16	0	16
Working in order to finance further study	5	10	15
Don't feel ready for study at the moment	4	6	10
Course fees and other costs are a barrier	2	7	9
Going into, or already in, the armed services	5	2	7
Waiting for course/training to begin	1	6	7
Disability	3	2	5
Sports commitments	2	2	4
Would have to move away from home	1	3	4
Don't meet the entry criteria for the program I want to do	1	1	2
Health reasons	1	1	2
Work commitments	0	2	2
Family commitments—parenting own child	1	0	1
Pregnancy	0	1	1
Working to qualify for independent Youth Allowance	1	0	1
Other	1	1	2
Total	91	122	213

Table 10 reports the main reason for not studying given by Year 12 completers from this group of schools who were not in study at the time of the survey.

Figure 5: Main reason of Year 12 completers for not studying, Catholic Diocese of Toowoomba and Queensland 2018

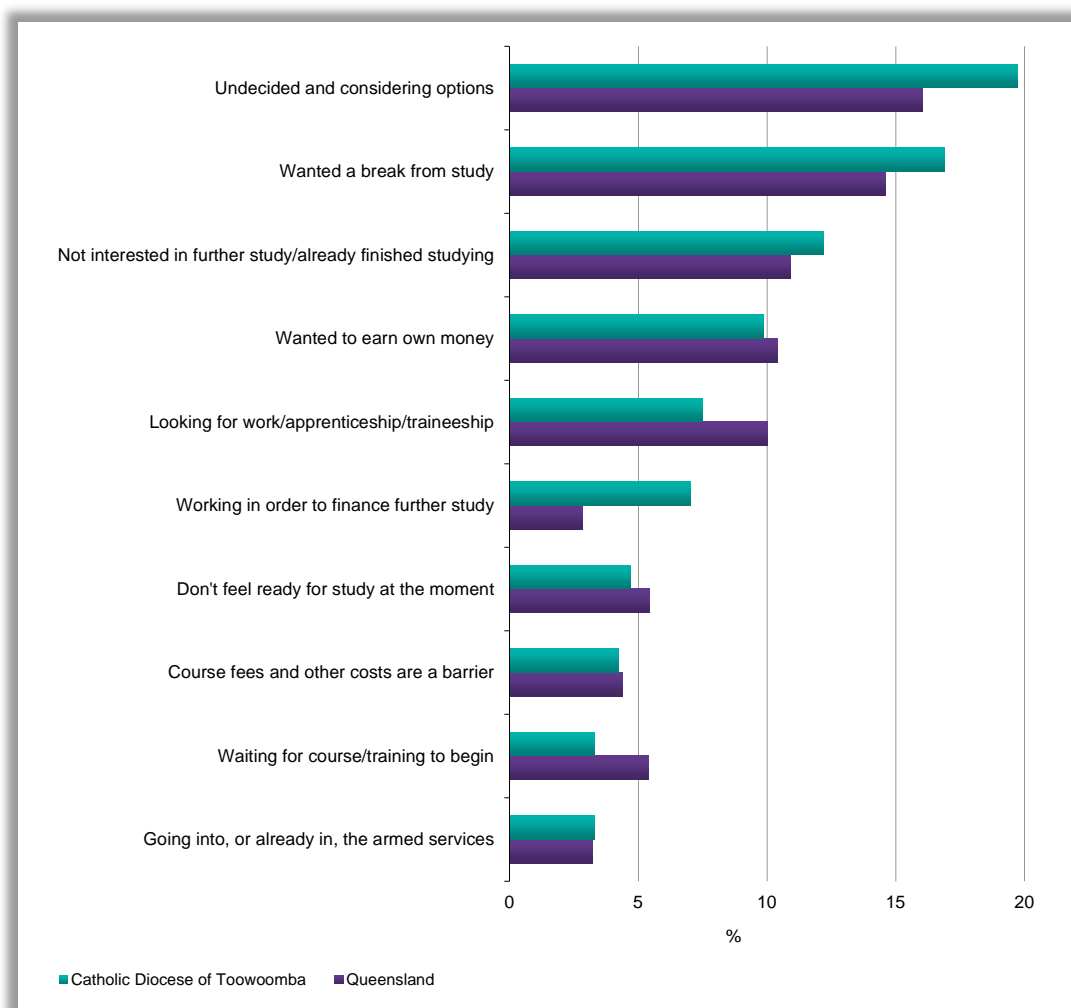


Figure 5 compares the top 10 main reasons for not studying given by Year 12 completers in Catholic Diocese of Toowoomba and all schools statewide, who were not in study at the time of the survey.

Not in the labour force, education or training

Table 11: Main reason for not looking for work of Year 12 completers not in the labour force, education or training, by sex, Catholic Diocese of Toowoomba 2018

Main reason	SEX		
	Male	Female	Total
	no.	no.	no.
Disability	0	2	2
Travel	0	2	2
Don't feel ready for paid employment	0	1	1
Future study commitments	0	1	1
Other	1	0	1
Total	1	6	7

Table 11 reports the main reason for not looking for work given by all Year 12 school completers from this group of schools who were not in the labour force, education or training at the time of the survey.

Socioeconomic status

Table 12: Main destination of Year 12 completers by, socioeconomic status, Catholic Diocese of Toowoomba 2018

<i>Main destination</i>	SOCIOECONOMIC STATUS^a									
	<i>Quintile 1 - Most disadvantaged</i>		<i>Quintile 2</i>		<i>Quintile 3</i>		<i>Quintile 4</i>		<i>Quintile 5 - Least disadvantaged</i>	
	<i>no.</i>	<i>%</i>	<i>no.</i>	<i>%</i>	<i>no.</i>	<i>%</i>	<i>no.</i>	<i>%</i>	<i>no.</i>	<i>%</i>
Bachelor Degree	24	25.5	34	34.7	41	41.0	44	40.4	72	56.3
VET										
VET Cert IV+	6	6.4	4	4.1	3	3.0	3	2.8	4	3.1
VET Cert III	2	2.1	1	1.0	1	1.0	3	2.8	0	0.0
VET Cert I-II/other	0	0.0	2	2.0	0	0.0	0	0.0	2	1.6
Apprenticeship	6	6.4	6	6.1	11	11.0	12	11.0	12	9.4
Traineeship	5	5.3	9	9.2	2	2.0	4	3.7	4	3.1
<i>VET Total</i>	<i>19</i>	<i>20.2</i>	<i>22</i>	<i>22.4</i>	<i>17</i>	<i>17.0</i>	<i>22</i>	<i>20.2</i>	<i>22</i>	<i>17.2</i>
Work										
Full-time employment	19	20.2	13	13.3	17	17.0	9	8.3	11	8.6
Part-time employment	25	26.6	23	23.5	20	20.0	25	22.9	19	14.8
<i>Work Total</i>	<i>44</i>	<i>46.8</i>	<i>36</i>	<i>36.7</i>	<i>37</i>	<i>37.0</i>	<i>34</i>	<i>31.2</i>	<i>30</i>	<i>23.4</i>
Seeking work	5	5.3	4	4.1	4	4.0	8	7.3	3	2.3
NILFET	2	2.1	2	2.0	1	1.0	1	0.9	1	0.8
Total	94	100.0	98	100.0	100	100.0	109	100.0	128	100.0

Table 12 reports the main destination of Year 12 completers from this group of schools based on the Australian Bureau of Statistics' 2016 Socio-Economic Indexes for Areas based on the residential address of Year 12 completers in 2017. Year 12 completers who did not provide a residential address are excluded.

Appendix 1 – List of schools

Table A1: Catholic Diocese of Toowoomba schools with Year 12 completers included in this report

Assumption College

Downlands College

Our Lady of the Southern Cross College

St John's School

St Joseph's College - Toowoomba

St Joseph's School

St Mary's College - Toowoomba

St Saviour's College

St Ursula's College - Toowoomba

Appendix 2 – Main destination categorisation

Table A2: Main destination Categorisation

Education and Training – Higher Education	
Bachelor Degree^a	Studying at Bachelor Degree level (including Honours).
Education and Training – VET categories	
VET Cert IV+^a	Studying at Certificate IV, Diploma, Advanced Diploma or Associate Degree level (excluding apprentices and trainees).
VET Cert III^a	Studying at Certificate III level (excluding apprentices and trainees).
VET Cert I-II/other^a	Studying at Certificate I or II level (excluding apprentices and trainees). This category also includes students in an unspecified VET course, or in other basic courses (e.g. short courses) and with an unknown course level.
Apprenticeship	Employment-based apprenticeship.
Traineeship	Employment-based traineeship.
Labour Force	
Full-time employment	Working full-time (35 hours or more per week) and not in an education or training destination. This includes people with part-time or casual jobs that total 35 hours or more.
Part-time employment	Working part-time or casual (fewer than 35 hours per week) and not in an education or training destination.
Seeking work	Looking for work and not in an education or training destination.
Not in the Labour Force, Education or Training	
NILFET	Not in education or training, not working and not seeking work.

^a Some respondents may also be in the labour force.

Appendix 3 – Fields of study

Table A3: Fields of study

Field of study ^a	Examples
Natural and Physical Sciences	Science, Applied Science, Laboratory Technology, Biomedical Science, Forensic Science
Information Technology	Information Technology, Network Engineering, Software Design, Web Design
Engineering and Related Technologies	Engineering, Automotive Mechanics, Electro Technology, Refrigeration, Aviation, Electrical Apprenticeship
Architecture and Building	Building, Architecture, Carpentry, Interior Design, Regional and Urban Planning, Surveying
Agriculture, Environmental and Related Studies	Horticulture, Land Management, Environmental Science, Agricultural Science, Marine Studies
Health	Nursing, Sport Science, Occupational Therapy, Medicine, Pharmacy, Fitness, Physiotherapy
Education	Primary Education, Secondary Education, Learning Management, Early Childhood Education
Management and Commerce	Business, Accounting, Business Management, Commerce, Tourism, Real Estate, Marketing
Society and Culture	Law, Arts, Youth Work, Journalism, Social Science, Psychology, Social Work
Creative Arts	Fine Arts, Visual Arts, Music, Multimedia, Graphic Design, Performing Arts, Photography
Food, Hospitality and Personal Services	Hospitality, Hotel Management, Hairdressing, Kitchen Operations, Commercial Cookery
Mixed Field Programs	Adult Tertiary Preparation, Creative Industries, Vocational Skills Development, Bridging Courses
Double Field of Study	University students undertaking double degrees (e.g. Business/Laws)

^a Field of study based on the *Australian Standard Classification of Education* (ABS cat. no.1272.0).

Appendix 4 – Industry categories

Table A4: Industry categories

Industry category ^a	Examples of occupations in this industry
Retail Trade	Sales Assistant, Cashier, Storeperson, Retail Trainee, Shelf Filler, Pharmacy Assistant, Console Operator
Accommodation and Food Services	Waiter, Bartender, Kitchen Hand, Pizza Maker, Apprentice Chef, Fast Food Server, Hotel Receptionist
Construction	Labourer, Apprentice (Carpenter, Tiler, Bricklayer, Painter, Plumber, Plasterer, Roofer), Trades Assistant
Manufacturing	Factory Hand, Apprentice (Joiner, Fitter, Boilermaker, Cabinet Maker), Labourer, Machine Operator
Health Care and Social Assistance	Dental Assistant, Personal Carer, Child Care Assistant, Nanny, Medical Receptionist, Nursing Assistant
Agriculture, Forestry and Fishing	Fruit Picker, Packer, Farm, Station Hand, Nursery Assistant, Market Gardener, Deck Hand
Education and Training	Teacher Aide, Tutor, Swimming Instructor, Music Teacher, Administration Assistant, Sports Coach, Library Assistant
Electricity, Gas, Water and Waste Services	Apprentice (Electrician, Linesman, Plumber, Refrigeration Mechanic), Garbage Truck Driver
Rental, Hiring and Real Estate Services	Sales Trainee, Office Assistant, Trainee Property Manager, Receptionist, Video Store Clerk
Information Media and Telecommunications	Cinema Attendant, Cadet Journalist, Library Assistant, Telecommunications Trainee, Data Entry Clerk
Transport, Postal and Warehousing	Courier, Customs Clerk, Furniture Removalist, Ticket Inspector, Flight Attendant, Mail Sorter, Transport Officer
Financial and Insurance Services	Bank Teller, Administrative Assistant, Accounts Clerk, Loans Processor, Trainee Accountant, Customer Service Operator
Wholesale Trade	Warehouse Clerk, Storeperson, Driver, Packer, Factory Hand, Labourer, Cleaner
Public Administration and Safety	Defence Cadet, Administrative Officer, Soldier, Trainee Firefighter, Police Cadet, Locksmith
Administrative and Support Services	Call Centre Operator, Gardener, Trainee Travel Agent, Cleaner, Office Assistant, Telemarketer
Mining	Apprentice (Fitter, Electrician, Boilermaker), Plant Operator, Drillers Assistant, Laboratory Assistant, Office Assistant
Arts and Recreation Services	Fitness Instructor, Theatre Attendant, Netball Umpire, Theme Park Host, Lifeguard, Museum Attendant
Professional, Scientific and Technical Services	Laboratory Assistant, Trainee Draftsperson, Software Technician, IT Trainee
Other Services	Apprentice (Mechanic, Panel Beater, Hairdresser), Parking Attendant, Trainee Beautician, Photo Lab Assistant

^a Industry categories based on the *Australian and New Zealand Standard Industrial Classification* (ABS cat. no. 1292.0).

Appendix 5 – Acronyms and Abbreviations

Table A5: Acronyms and Abbreviations

Acronym or abbreviation	
ABS	Australian Bureau of Statistics
Campus-based VET	All VET categories excluding Apprenticeships and Traineeships
nfd	Not further defined
NILFET	Not in the labour force, education or training
SAT	School-based Apprenticeship and Traineeship
TAFE	Technical and Further Education
VET	Vocational Education and Training

For further information about terminology used throughout this report, refer to supporting information on the *Next Step* website.